

# D4UB60 THRU D4UB100 SINGLE PHASE 4.0 AMP BRIDGE RECTIFIERS

## FEATURES

- \* Ideal for printed circuit board
- \* Low forward voltage
- \* Low leakage current
- \* Polarity: marked on body
- \* Mounting position: Any
- \* Weight: 4.8 grams

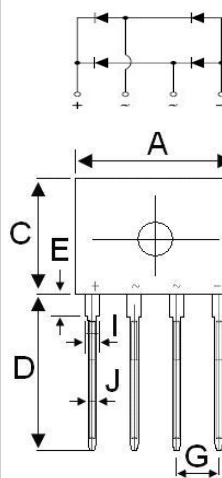
## VOLTAGE RANGE

600 to 1000 Volts

## CURRENT

4.0 Ampere

## D3K



D3K		
Dim.	Min.	Max.
A	14.2	14.7
B	3.30	3.60
C	10.2	10.6
D	13.8	14.4
E	1.8	2.2
F	6.65	7.25
G	3.71	3.91
H	0.3	0.55
I	1.22	1.42
J	0.76	0.86
O	1.8	2.4
P	3.0Φ	3.4Φ
All Dimensions in millimeter		

## MAXIMUM RATINGS AND ELECTRICAL CHARACTERISTICS

Rating 25°C ambient temperature unless otherwise specified.  
Single phase half wave, 60Hz, resistive or inductive load.  
For capacitive load, derate current by 20%.

	Symbols	D4UB60	D4UB80	D4UB100	Units
Maximum Recurrent Peak Reverse Voltage	$V_{RRM}$	600	800	1000	Volts
Maximum RMS Voltage	$V_{RMS}$	420	560	700	Volts
Maximum DC Blocking Voltage	$V_{DC}$	600	800	1000	Volts
Maximum Average Forward Rectified Current .375"(9.5mm) Lead Length at $T_A=50$	$I_{(AV)}$	4.0			Amp
Peak Forward Surge Current, 8.3ms single half-sine-wave superimposed on rated load (JEDEC method)	$I_{FSM}$	100			Amp
Maximum Forward Voltage at 4.0A DC and 25	$V_F$	1.1			Volts
Maximum Reverse Current at $T_A=25$ at Rated DC Blocking Voltage $T_A=100$	$I_R$	10.0 500			uAmp
Typical Junction Capacitance (Note 1)	$C_J$	25			pF
Typical Thermal Resistance (Note 2)	$R_{\theta JA}$	25			/W
Typical Thermal Resistance (Note 2)	$R_{\theta JL}$	16			/W
Operating and Storage Temperature Range	$T_J, T_{stg}$	-55 to +150			

### NOTES:

- 1- Measured at 1 MHz and applied reverse voltage of 4.0 VDC.
- 2- Thermal Resistance Junction to Ambient and from junction to lead at 0.375"(9.5mm) lead length P.C.B. Mounted.

## RATING AND CHARACTERISTIC CURVES (D4UB60 THRU D4UB100)

FIG.1-TYPICAL FORWARD CURRENT DERATING CURVE

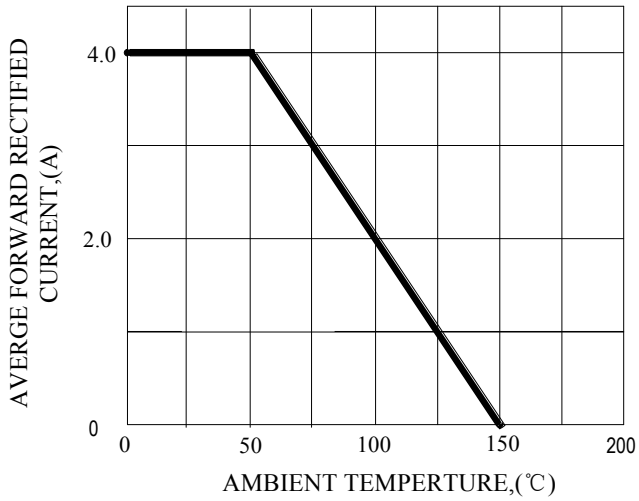


FIG.2-TYPICAL INSTANTANEOUS FORWARD CHARACTERISTICS

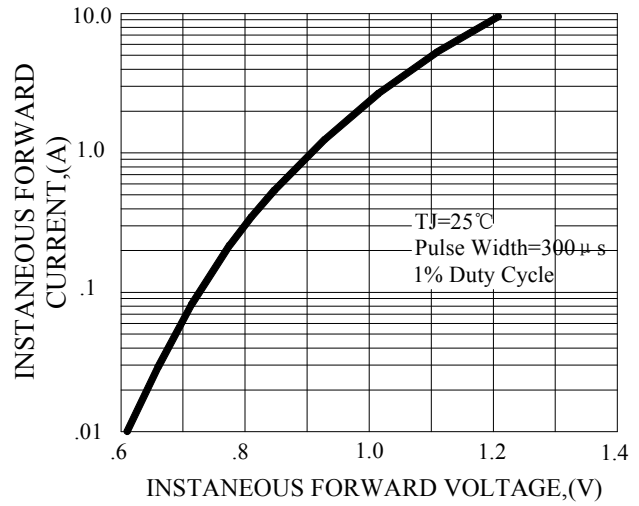


FIG.3-MAXIMUM NON-REPETITIVE FORWARD SURGE CURRENT

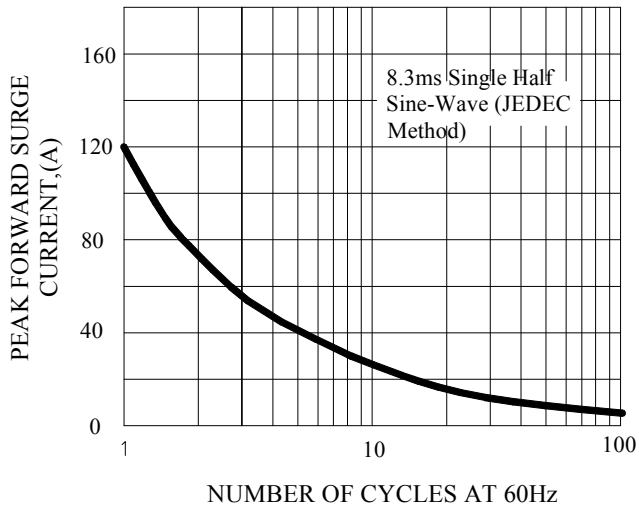


FIG.4-TYPICAL REVERSE CHARACTERISTICS

